

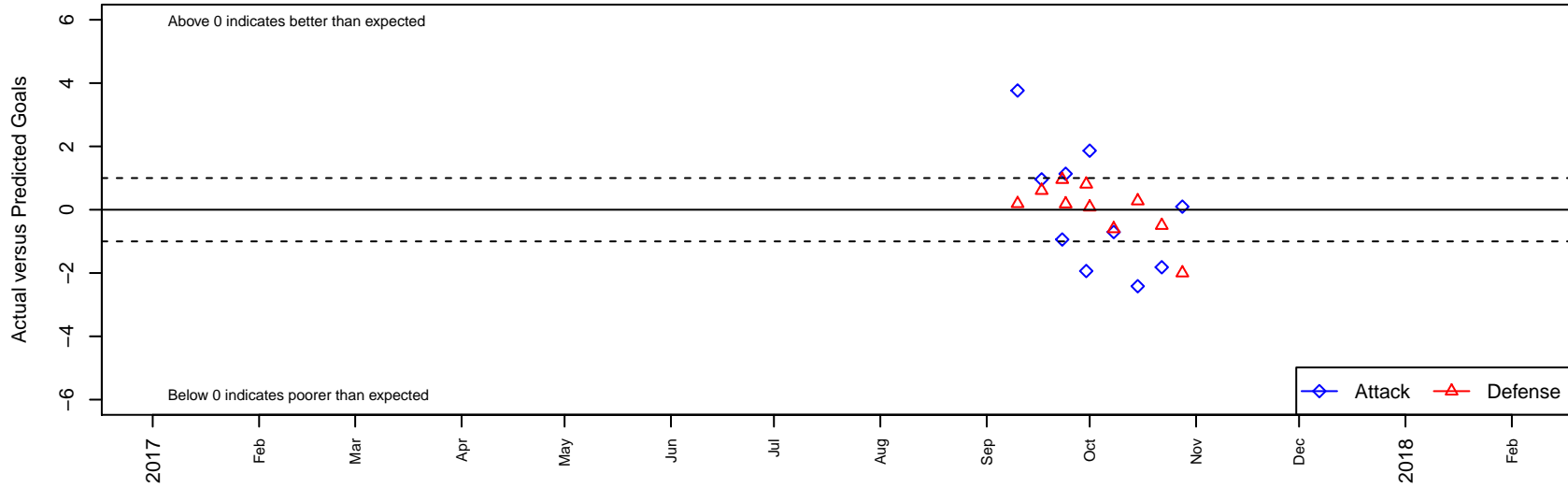
BFC Firestorm G03

, OR
G03 total strength=1436
attack=12.54 defense=6.57
fall league = PTT G03 Div 1 White

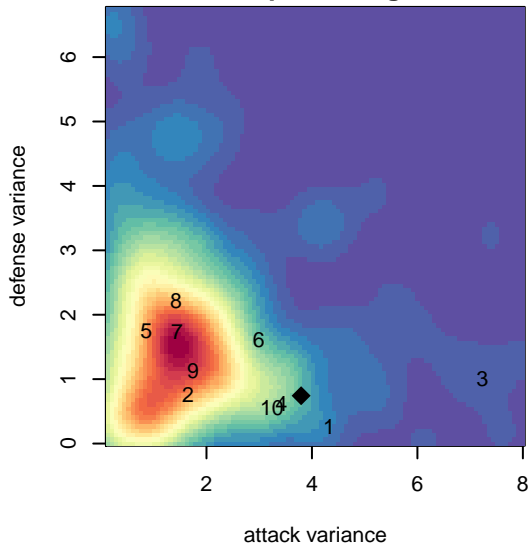
alt names used:
BFC 03G Firestorm

Venues played:
2017 PTT G03 Division 1 White

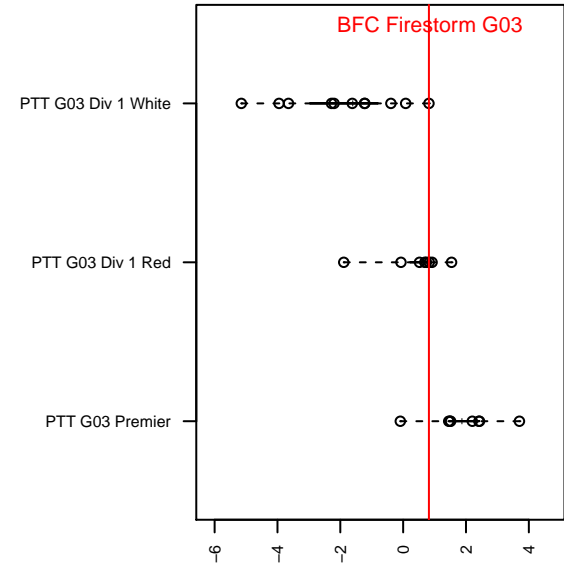
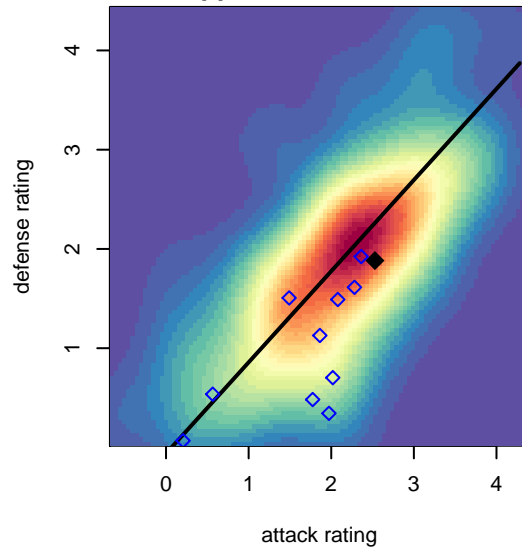
BFC Firestorm G03
Dots are actual minus expected GF (blue circles) and GA (red triangles).
Blue line is smoothed change in attack strength. Red is smoothed change in defense strength.



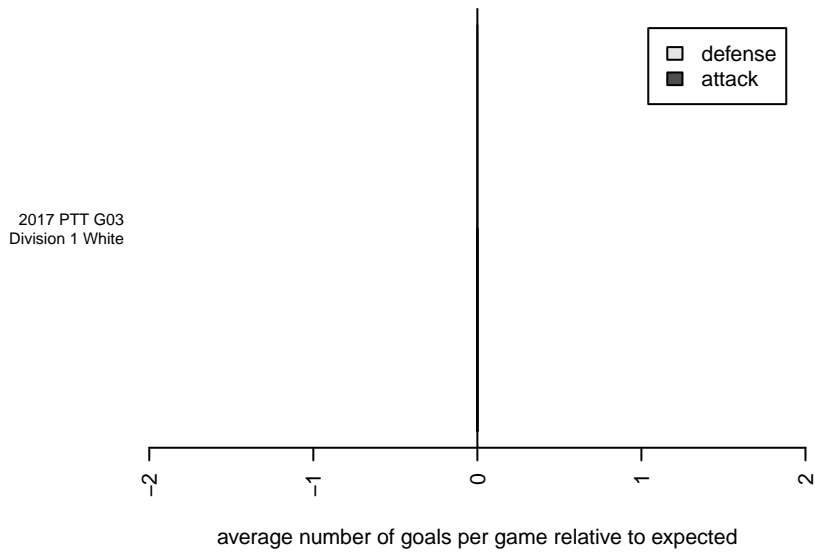
**attack and defense variance (black dot)
relative to other teams
and top 10 in region**



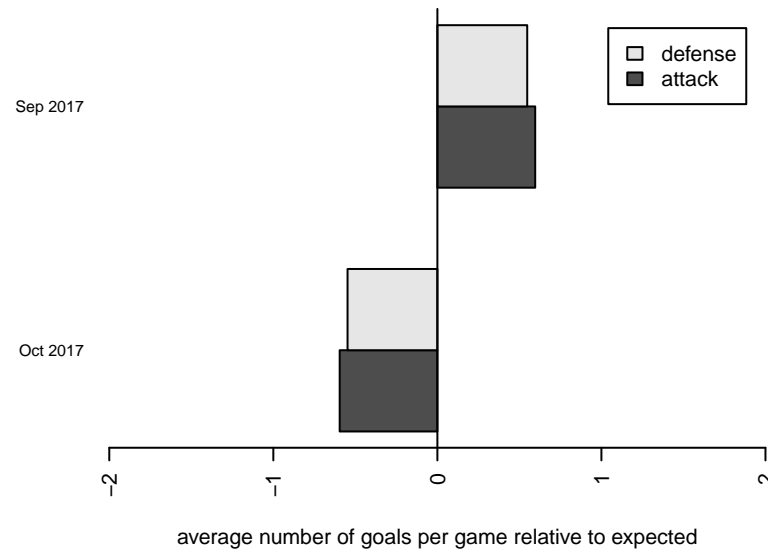
**attack and defense rating
relative to others at age
and all opponents in last 13 months**



Performance relative to 13 month average



Performance relative to 13 month average



date	home		away		venue	pred.home	pred.away
2017-10-28	McMinnville MYSA Sparks G03	3	BFC Firestorm G03	9	2017 PTT G03 Division 1 White	1.00	8.90
2017-10-22	BFC Firestorm G03	0	FC Salmon Creek Nemesis Yellow G03	2	2017 PTT G03 Division 1 White	1.82	1.50
2017-10-15	IFC GPS Newberg G03	0	BFC Firestorm G03	5	2017 PTT G03 Division 1 White	0.28	7.42
2017-10-08	Oregon City Fusion White G03	2	BFC Firestorm G03	2	2017 PTT G03 Division 1 White	1.40	2.71
2017-10-01	BFC Firestorm G03	8	THUSC Obsidian G03	1	2017 PTT G03 Division 1 White	6.14	1.08
2017-09-30	BFC Firestorm G03	6	FSC Roses White G03	0	2017 PTT G03 Division 1 White	7.94	0.81
2017-09-24	BFC Firestorm G03	13	Molalla YS Mayhem G03	0	2017 PTT G03 Division 1 White	11.86	0.18
2017-09-23	FCC Cougars G03	0	BFC Firestorm G03	3	2017 PTT G03 Division 1 White	0.95	3.94
2017-09-17	BFC Firestorm G03	4	Westside Timbers Samba TS G03	0	2017 PTT G03 Division 1 White	3.04	0.61
2017-09-10	CUSC Lil Thorns G03	1	BFC Firestorm G03	7	2017 PTT G03 Division 1 White	1.19	3.23